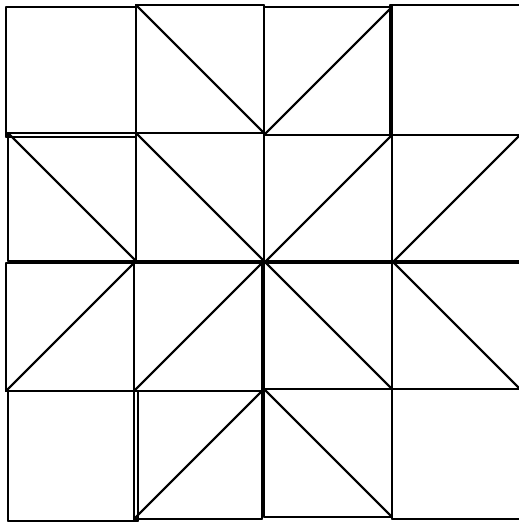


# 8" Eight Pointed Star



## Cutting

**Light:** Four 2 1/2" squares

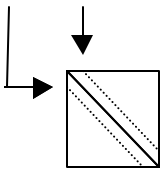
Four 2 7/8" squares

**Medium:** Four 2 7/8" squares

**Dark:** Four 2 7/8" squares

Colors are **your choice** this month. Just make sure you have good contrast between your light, medium, and dark.


Sew here



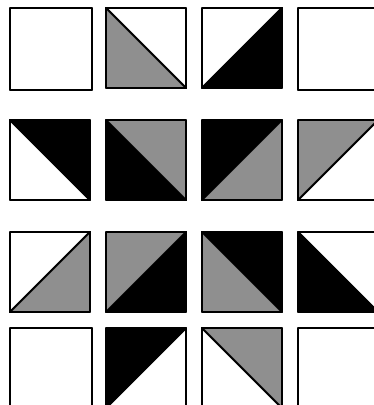
Draw a diagonal line on **all** the 2 7/8" **light** squares. Pair **two** with **medium** squares and **two** with **dark** squares. Sew a scant 1/4" on each side of the line you drew and then cut on the line.

Draw a diagonal line on **two medium** squares and pair with **two dark** squares and sew as above.

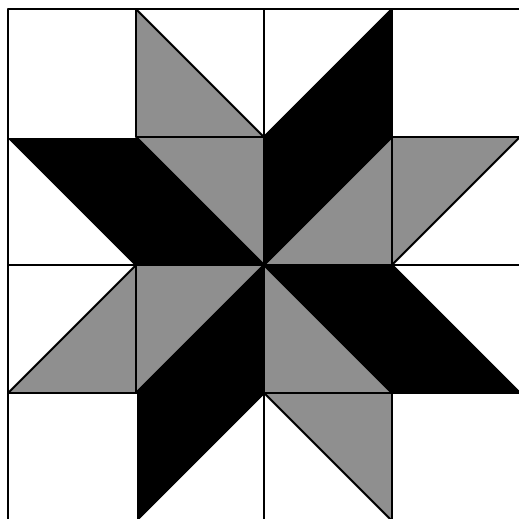
You will end up with four of **each** of these units.



Makes four.



Carefully arrange the units like this and sew together.



**APRIL 2004**  
**Block of the Month**

Call Barbara Lamb at  
(503) 653-7733 if  
you have questions

