


Northwest Quilters 2009-2010 Block of the Month “A Walk Through the Garden”

The Block of the Month theme for 2009-10 is “A Walk Through the Garden”. These blocks will contain focus fabric that reminds us of plants found in the garden. Find fabric that is typically found in a garden each month. (See the suggested list below.) You will also need a small amount of white on white each month, plus a tone on tone or marble fabric that reads as a solid to coordinate with your focus fabric.



These are the August blocks. Geraniums are the fabric chosen for this month, but it could easily have been roses, nasturtiums, daisies, ferns, marigolds, petunias, clematis, verbena, fuchsias, impatiens, etc.

Keep a set each month and at the end of the year you will have 24 – 9” blocks. With 2” sashing and 6” borders, the quilt will be approximately 56” X 78”.

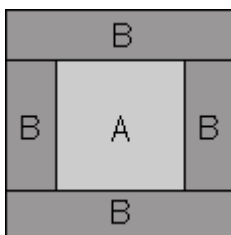
Fabric and Cutting:

This will yield 4 blocks, 2 to keep and 2 to bring to the meeting for the drawing.

- 1 fat quarter of focus fabric -- Fabric A
cut two (2) 5 1/2” squares and eight (8) 3 1/2” squares
- 1 3 1/2” strip of coordinating tone on tone or marble – Fabric B
cut two (2) 3 1/2” squares and four (4) rectangles 2 1/2” X 5 1/2”
- 1 2 1/2” strip of coordinating tone on tone or marble – Fabric B
cut four (4) rectangles 2 1/2” X 9 1/2”
- 1 3 1/2” strip of bright white, tone on tone – Fabric C
cut eight (8) 3 1/2” squares

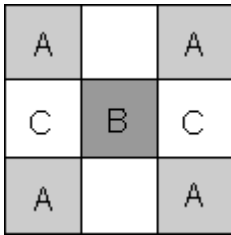
Note: If you prefer to strip piece, you will want four (4) 3 1/2” X 15” strips of Fabric A rather than the eight (8) 3 1/2” squares, and two (2) 3 1/2” X 15” strips and two (2) 3 1/2” squares of Fabric C.

Sewing the bordered squares: Use scant 1/4” seams to make this a full 9 1/2” unfinished block.
Make 2



Stitch the two 5 1/2” strips of (B) to opposite sides of the focal (A) 5 1/2” square. Press seams to the outsides. Stitch the two 9 1/2” strips to the other two sides of the square. Press seams to the outside. Square your block to 9 1/2”.

Sewing the nine patch blocks: Use a scant 1/4" seam to make this a full 9 1/2" unfinished block.
Make 2



Stitch the 3 1/2" squares together to form the nine patch. Press seams to the darker Fabric where possible. Use the focal fabric on the corners and the coordinate in the middle. Square your block to 9 1/2"

Monthly focal fabric suggestions...

August	Geraniums, roses, impatiens, daisies, clematis, lavender, salvia, petunias, marigolds, hydrangeas, zinnias, cosmos, day lilies, gladiolus, etc.
September	Dahlias, sunflowers, black-eyed susans, asters, mums, etc. plus the list from August.
October	Dahlias, sunflowers, asters, mums, pansies, autumn leaves, etc.
November	Mums, pansies, autumn leaves, seed pods, grasses, etc.
December	Evergreen boughs, holly berries, pine cones, etc.
January	Bare twigs, possibly snow-covered tree branches...evergreen boughs, berries, pine cones (not Christmas-looking)
February	Helebore, crocus, primroses, lily of the valley, other early spring bloomers, etc.
March	Daffodils, hyacinths, forsythia, forget-me-nots, Iris, primroses, pansies, violets, dogwood, cherry blossoms, etc.
April	Forget-me-nots, Iris, pansies, camellias, foxgloves, columbine, bleeding hearts, etc.
May	Sweet peas, peonies, snapdragons, poppies, roses, wisteria, dianthus, columbine, rhododendrons, azaleas, ferns, etc.
June	Pick from the May or July lists! There is so much in bloom this time of year!
July – draw at June mtg.	Hydrangeas, Geraniums, roses, impatiens, daisies, clematis, lavender, salvia, petunias, marigolds, etc. See August also.