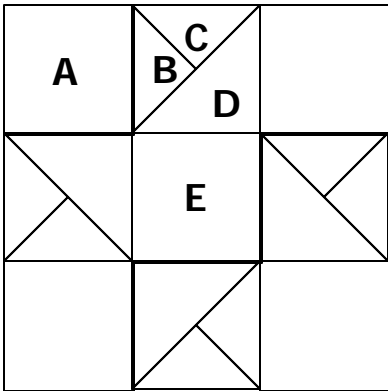


9" Double Star



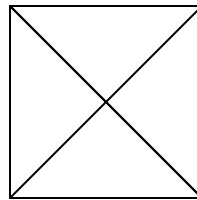
Cutting

- A Cut four squares 3 1/2" white on white
- B Cut one square 4 1/4" medium floral
- C Cut one square 4 1/4" white on white
- D Cut two squares dark green 3 7/8"
- E Cut one square 3 1/2" red

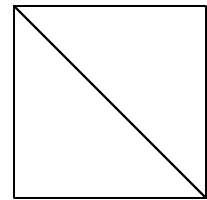
Cut B and C squares on each diagonal as shown below

Cut D square on the diagonal once as shown

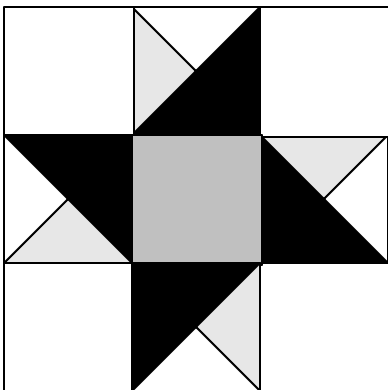
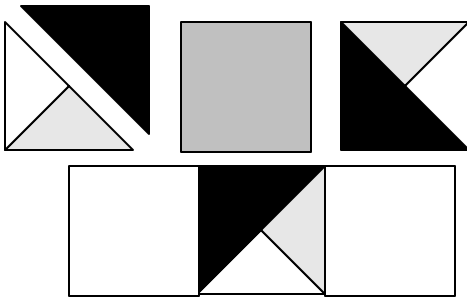
B + C =



D =



Sew **B** and **C** triangles together. Sew a **D** triangle to each **BC** unit. Arrange as shown at left and sew into rows with red **E** square in center.



DECEMBER 2003
Block of the Month

Call Barbara Lamb at
(503) 653-7733 if
you have questions

