

## Block of the Month-March 2009

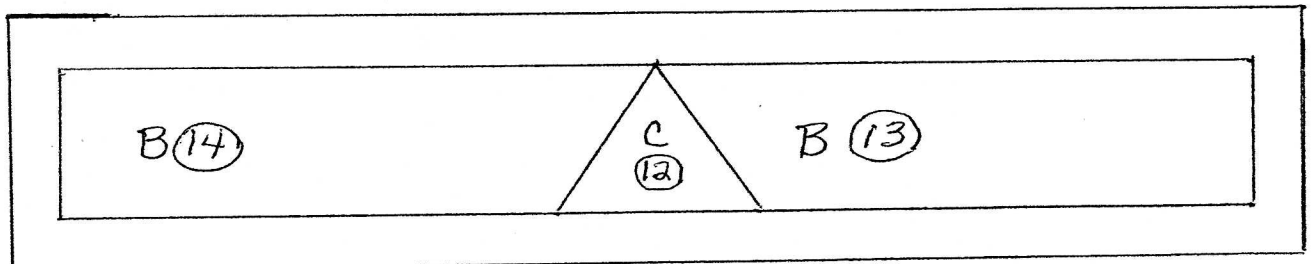
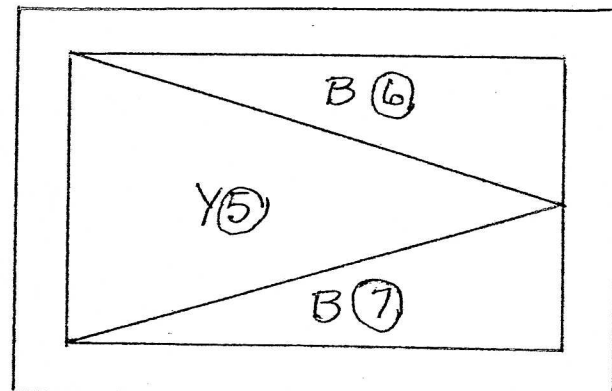
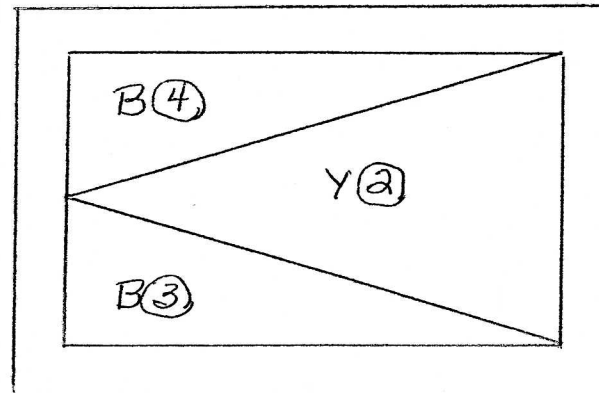
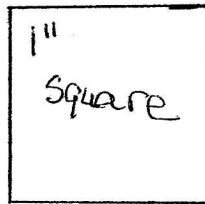
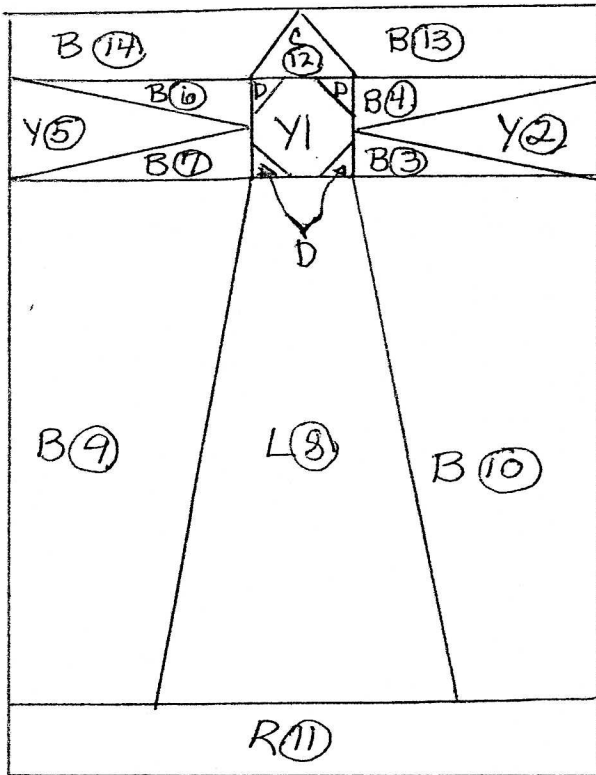
For March we will make the Lighthouse #2 Block. This paper-pieced block will finish 6" x 8" (6½" x 8½" unfinished). B is a blue sky, Y is yellow. R is rocks or sand or grass. C roof & L lighthouse are your own choice. D is black or a dark color.

Cut Y1 1½" square. Cut 4 D's ¼" square- fold each in half. Baste to 4 corners of Y1.

Sew each paper-pieced section by starting with lowest circle and going up in order.

After sewing 2-3-4 and 5-6-7, attach to either side of Y1. Sew 8-9-10-11 on bottom and 12-13-14 on top.

Please call Cheri Jolivette if you have Questions!



**Block of the Month-March 2009**  
continued

1/4  
square

