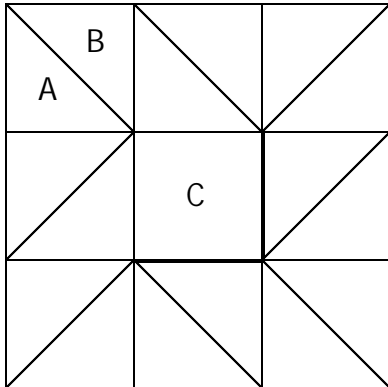


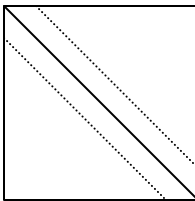
9" Eccentric Star



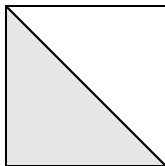
Cutting

A Cut four squares purple $3 \frac{7}{8}$ "
B Cut four squares ???? $3 \frac{7}{8}$ "
C Cut one square gold $3 \frac{1}{2}$ "

Use a purple for the **A** patches and a gold for the **C** patch. Use what you'd like for the **B**'s--- as long as it's **light!**




Draw a diagonal line on the back of the four light **B** squares. Lay each on top of a purple **A** square. Sew a scant $\frac{1}{4}$ " on each side of the diagonal line. Cut on diagonal line and press to the dark fabric.



You will have 8 units like this. They should each measure $3 \frac{1}{2}$ ".

Arrange them carefully as shown below and sew together with the **C** square in the center.

NOVEMBER 2003
Block of the Month



Call Barbara Lamb at
 (503) 653-7733 if
 you have questions

