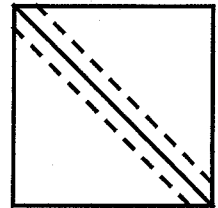


Northwest Quilters
 January 2007
 Block of the Month
 Eight Pointed Star
 8 1/2" unfinished

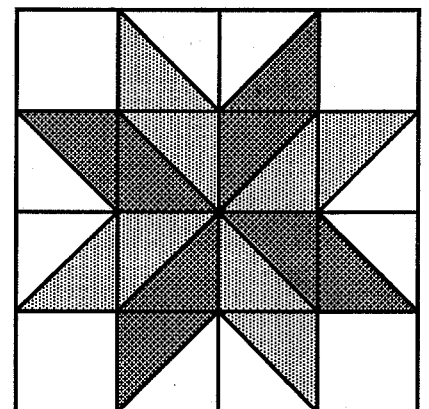
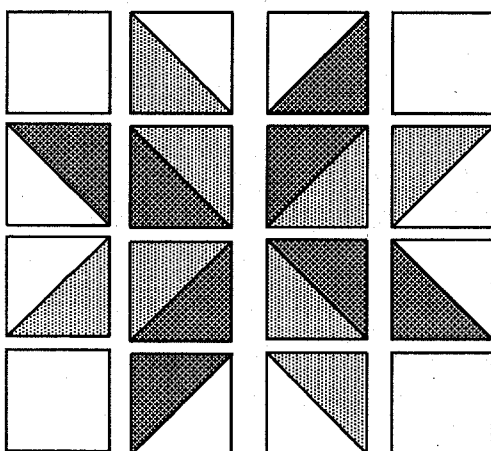
- Cut four 2 1/2" White squares
- Cut four 2 7/8" White squares
- Cut four 2 7/8" Blue squares (this is the Dark fabric)
- Cut four 2 7/8" Yellow squares (this is the Medium value)

Draw a diagonal line on the back of all the White 2 7/8" squares. Pair two with Blue fabric and two with Yellow fabric. Sew a scant 1/4" on each side of the diagonal line and then cut on the drawn line.



Draw a diagonal line on the remaining Blue squares and pair with the remaining Yellow squares. Sew a scant 1/4" on each side of the line and cut apart.

Carefully arrange the Half Square Triangles following the layout below and sew together. The finished HST units should be 2 1/2" square.



Liz Hinze